

MODEL | MSW330-590


- > **VOLVO Diesel engine.**
- > **Water cooling system.**
- > **Internal residential MUFFLER.**
- > **Double lifting points frame structure**
- > **Complete with engine and battery liquids.**
- > **Manual pump oil draining pipe.**
- > **Leak proof tray facilities.**
- > **Weater proof version.**




MODEL		MSW330	MSW415	MSW450	MSW510	MSW560	MSW560
CODE		SC331TWA	SC371TWA	SC401TWA	SC451TWA	SC501TWA	SC571TWA
PRIME POWER PRP	kVA (kW)	315 (252)	378 (302)	411 (329)	461 (369)	505 (404)	571 (457)
EMERGENCY POWER LTP	kVA (kW)	330 (264)	414 (331)	437 (350)	507 (406)	546 (437)	601 (481)
Voltage	Volt	400/230	400/230	400/230	400/230	400/230	400/230
Frequency	Hz	50	50	50	50	50	50
Power factor	Cos φ	0,8	0,8	0,8	0,8	0,8	0,8
Fuel capacity	Litres	636	636	636	636	636	636
Autonomy (100% load PRP)	h	8,9	7,6	7,0	6,4	5,7	5,0
Acoustic power	LWA	97	97	97	98	99	100
Acoustic pressure at 7m	dB(A)	72	72	72	73	74	75
Dimensions (LxWxH)	mm	3950x1460x2095	3950x1460x2095	3950x1460x2095	4400x1560x2250	4400x1560x2250	4400x1560x2250
Weight	kg	3.200	3.675	3.675	4.500	4.500	4.890
DIESEL ENGINE	VOLVO	TAD941GE	TAD1241GE	TAD1242GE	TAD1640GE	TAD1641GE	TAD1642GE
Cooling system	Type	Water	Water	Water	Water	Water	Water
Speed	rpm	1.500	1.500	1.500	1.500	1.500	1.500
Displacement	c.c.	9.360	12.130	12.130	16.120	16.120	16.120
Cylinders and disposition	n° disp.	6 L	6 L	6 L	6 L	6 L	6 L
Aspiration	Type	Turbo - Intercooler	Turbo - Intercooler	Turbo - Intercooler	Turbo - Intercooler	Turbo - Intercooler	Turbo - Intercooler
Engine power PRP	kWm	279,0	323,0	352,0	393,0	430,0	485,0
Fuel consumption (100% load)	l/h	65,7	76,1	81,3	90,8	100,3	116,0
Specific consumption PRP	g/kWh	200	198	194	194	196	197
Engine governor (standard)	Type	Electronic	Electronic	Electronic	Electronic	Electronic	Electronic
SYNCHRONOUS ALTERNATOR	Brand	Mecc-Alte					
Model		ECO 38 2L	ECO 40 1S	ECO 40 1S	ECO 40 3S	ECO 40 3S	ECO 40 1L
Insulation	Class	H	H	H	H	H	H
Mechanical degree of protection	Type	IP21	IP21	IP21	IP21	IP21	IP21
Voltage regulation	Type	Electronic	Electronic	Electronic	Electronic	Electronic	Electronic

TECHNICAL FEATURES


TECHNICAL CHARACTERISTICS NOT IMPREGIATIVE. RESERVATION OF MODIFICATIONS FOR INNOVATION OF THE PRODUCT

AUTOMATIC CONTROL PANEL (ACP)		MSW330	MSW415	MSW450	MSW510	MSW560	MSW590
 <p>Manual / Automatic control panel mounted on the genset, protected by a locking door, complete with digital control unit ACO1 for monitoring, control and protection of the generating set.</p>	<p>Digital instrumentation through AC-01 control unit. (CAN BUS)</p>	<ul style="list-style-type: none"> • Generating set voltage (3 phases). • Mains voltage. • Generating set frequency. • Generating set current (3 phases). • Battery voltage. • Power (kVA - kW - kVAr). • Power factor Cos φ. • Hours-counter. • Engine speed r.p.m. • Fuel level (%). • Oil pressure. • Engine temperature. 					
	<p>Commands and others</p>	<ul style="list-style-type: none"> • Selector switch with six positions: Automatic test - Automatic starting - Engine locked - Mains contactor forced - Manual starting - Genset contactor forced. • Push-buttons: start/stop, up/down selection, reset. • Emergency stop button. • Remote starting availability. • Acoustic alarm. • Automatic battery charger. 					
	<p>Protections with alarm</p>	<ul style="list-style-type: none"> • Engine protections: low fuel level, low oil pressure, high engine temperature. • Genset protections: under/over voltage, overload, under/over frequency, starting failure, under/over battery voltage, battery charger failure. • Circuit breaker protection: III poles. • Differential protection. 					
	<p>Protections with shutdown</p>	<ul style="list-style-type: none"> • Engine protections: low fuel level, low oil pressure, high engine temperature, low coolant level. • Genset protection: under/over voltage, overload, under/over battery voltage, battery charger failure. 					
	<p>Output</p>	<ul style="list-style-type: none"> • Plinth row for connection from ACP to LTS panel. • Power cables connection to terminals board (external). 					

AUTOMATIC CONTROL PANEL (ACP)

AUTOMATIC CONTROL PANEL (AMF)		MSW330	MSW415	MSW450	MSW510	MSW560	MSW590	
 <p>Automatic control panel for automatic starting by Mains failure. Delivered loose from the genset, and complete with digital control unit AC01 for monitoring, control and protection of the generating set.</p>	Digital instrumentation through AC-01 control unit.	<ul style="list-style-type: none"> • Generating set voltage (3 phases). • Mains voltage. • Generating set frequency. • Generating set current (3 phases). • Battery voltage. • Power (kVA - kW - kVA_r). • Power factor Cos φ. • Hours-counter. • Engine speed r.p.m. • Fuel level (%). • Oil pressure. • Engine temperature. 						
	Commands and others	<ul style="list-style-type: none"> • Selector switch with six positions: Automatic test - Automatic starting - Engine locked - Mains contactor forced - Manual starting - Genset contactor forced. • Push-buttons: start/stop, up/down selection, reset. • Emergency stop button. • Remote starting availability. • Acoustic alarm. • Automatic battery charger. 						
	Change over contactors Mains/Genset			IV poles - 500A.	IV poles - 700A.	IV poles - 700A.	IV poles - 700A.	IV poles - 1.000A. IV poles - 1.000A.
	Protections with alarm	<ul style="list-style-type: none"> • Engine protections: low fuel level, low oil pressure, high engine temperature. • Genset protections: under/over voltage, overload, under/over frequency, starting failure, under/over battery voltage, battery charger failure. 						
	Protections with shutdown	<ul style="list-style-type: none"> • Engine protections: low fuel level, low oil pressure, high engine temperature. • Genset protection: under/over voltage, overload, under/over battery voltage, battery charger failure. 						
	Output	<ul style="list-style-type: none"> • Plinth row for connection from pre-wired panel (mounted on the genset) to AMF panel. • Power cables connected to terminals board (internal). 						


GENSET SUPPLEMENTS (ONLY AVAILABLE WHEN ORDERED)

GENSET SUPPLEMENTS	> GPA: ALTERNATOR IP23 PROTECTION.	
	> AFP: AUTOMATIC FUEL TRANSFER PUMP.	
	> DCC: DIFFERENT CANOPY COLOUR.	
	> FBD: FULLY BUNDED BASEFRAME	
	> PHS: COOLANT PREHEATING SYSTEM.	
	> WPC: WEATHER PROOF VERSION (*) . Economy canopy version useful in applications where is not necessary to reduce the noise level, but is necessary a weather protection. It includes only the sheet metal canopy, without the soundproof panels and the expulsion air module. Industrial silencer on radiator side. Dimensions (mm). Lifting points and exhaust silencer not included: MSW330/415/450V: 3300 x 1460 x 2016 - MSW510/560/590V: 3500 x 1560 x 2250 (*) This version does not comply with 2000/14EC regulation.	

CONTROL PANEL SUPPLEMENTS (ONLY AVAILABLE WHEN ORDERED)

> TIF: IV POLES CIRCUIT BREAKER INSTEAD OF III POLES.		1 x 400V/63A 3P+N+T CE. 1 x 400V/32A 3P+N+T CE.
> SKB: SOCKETS KIT B WITH 5 SOCKETS.		1 x 400V/16A 3P+N+T CE. 1 x 230V/16A 2P+T CE. 1 x 230V/16A Schuko.
> RSS: REMOTE START & STOP PRE-ARRANGED FREE CONTACTS.		

ACCESSORIES

		MSW330	MSW415	MSW450	MSW510	MSW560	MSW590
ACCESSORIES	> LOAD TRANSFER SWITCH PANEL.						
	Change over contactors		IV poles - 500A.	IV poles - 700A.	IV poles - 700A.	IV poles - 700A.	IV poles - 1.000A. IV poles - 1.000A.
	Connections	<ul style="list-style-type: none"> • Plinth row for connection from ACP to LTS panel. • Terminals board for power cables connection (Genset-Mains-Load). 					
	Protections	<ul style="list-style-type: none"> • Contactors mechanically and electrically interlocked. • Emergency stop button. 					
 <p>Load transfer switch panel built in a metal cabinet and supplied loose from the genset.</p>	Automatic control panel + LTS panel measures the Mains voltage and starts automatically the genset within few seconds in case of Mains failure. It transfers immediately the load again to the genset when the Mains voltage returns within the rated values.						
> RCG: REMOTE CONTROL BY GSM KIT (kit for genset management and control by remote PC; communication available by means of RS232 directly to PC or through GSM modem). Available only for automatic versions with AC01 control unit.	